



CRITERION 6 Governance, Leadership and Management	6.3 Faculty Empowerment Strategies
6.3.3 Average number of professional development / administrative training programs organized by the Institution for teaching and non teaching staff	

✓ Average number of professional development / administrative training programs organized by the Institution for teaching and non-teaching staff

Year	2021-22	2020-21	2019-20	2018-19	2017-18
Number of Programs organized	13	28	8	9	10

Formula:

$$\frac{\text{Total Number of professional development or administrative training Programmes organized for teaching and non teaching staff during the last five years}}{5}$$






$$\text{Total} = \frac{68}{5} = 13.6$$




Dr. A. Senthil Kumar
PRINCIPAL
SETHU INSTITUTE OF TECHNOLOGY
Pulloor, Kariapatti - 626 115
Virudhunagar District



CRITERION 6 Governance, Leadership and Management	6.3 Faculty Empowerment Strategies
6.3.3 Average number of professional development / administrative training programs organized by the Institution for teaching and non teaching staff	

S.No	Supporting Documents	Reference Link				
		2021-22	2020-21	2019-20	2018-19	2017-18
1	Professional Development / Administrative Training Programs Organized by the Institution for teaching and non-teaching staff	 PDF	 PDF	 PDF	 PDF	 PDF